

## SET A

Unique Paper Code: 12481302 (OC)

Name of the Paper: Statistics for Business Economics

Name of the Course: B. A. (Hons.) Business Economics

Semester: III (OC)

Duration: 3 hrs

Maximum Marks: 75

### Instructions for Candidates

1. Attempt any **four out of the given six** questions. All questions carry equal marks.
2. Use of simple calculator is allowed. Required statistical tables are attached with this paper.
3. All parts of the question must be done together.

1. a) A real estate agent has a set of 10 keys, one of which will open the front door of an apartment he wants to show to a potential buyer. If the 10 keys are tried in a completely random order, find the probability that:

- i) The first key opens the door.
- ii) All 10 keys are tried.

b) Consider following table:

	COVID-19- positive	COVID-19 negative	Total
Male	0.35	0.14	0.49
Female	0.40	0.11	0.51
Total	0.75	0.25	1

Find the probability that a randomly selected person is.

- (i) A male given that the person is COVID-19 positive

(ii) Covid-19 positive given that the person is male.

c) The sum of deviations of a certain number of observations from 12 is 166 while the sum of deviations of these observations from 16 is (-54). Find the number of observations and their mean.

d) If  $X$  is a random variable having a normal distribution, what is the probability of getting a value within two standard deviation of the mean?

2. a) i) The mean of a certain number of observations is 20. If another observation, 25, is added to the data, the mean becomes 21. Find the number of observations in the original data.

(ii) If the average monthly spending by 21 housewives in a locality was Rs 240, what is the new average spending if another housewife is added whose average monthly spending is 290?

b) In going to watch a movie to the nearest theatre at Greater Kailash, I have to first get on a bus from my house and then transfer to a second bus. If waiting time at each bus stop has a uniform distribution with  $A = 0$  and  $B = 5$ , then it can be shown that the total waiting time  $Y$  has the pdf:

$$f(y) = \begin{cases} \frac{1}{25}y & 0 \leq y < 5 \\ \frac{2}{5} - \frac{1}{25}y & 5 \leq y \leq 10 \\ 0 & y < 0 \text{ or } y > 10 \end{cases}$$

What is the probability that the total waiting time is between 4 and 8 minutes?

c) The distribution of mileage of a certain luxury car is known to be normal, with 10% of all luxury cars having mileage exceeding 10.256 miles/gallon and 5% having mileage less than 9.671 miles/gallon. What are the mean value and standard deviation of the mileage distribution of these luxury cars?

d) On an average, 20 telephone calls per minute are received at a customer service centre of a leading clothing brand. If distribution of calls is Poisson, find the probability that in any given minute there will be more than 20 calls. What is the probability that there will be between 10 and 20 calls, inclusive? What is the probability that number of calls be within 2 standard deviation of the mean value?

3. a) Suppose 30% of all tennis rackets fail a certain strength test. Let  $X$  denote the number of tennis rackets selected from 15 randomly chosen rackets who fail the test. What is the probability that at most 8 rackets fail the test? What is the probability that exactly 8 rackets fail the test? Find the probability that between 4 and 7, inclusive fail the test.

b) Let X be a continuous random variable with the following cumulative distribution function (pdf):

$$f(x) = \begin{cases} 2(1 - \frac{1}{x^2}) & \text{for } 1 \leq x < 2 \\ 0 & \text{otherwise} \end{cases}$$

(i) Compute the cdf of X

(ii) Compute E(X) and V(X)

c) You are given the following probability functions for x and y

$$g(x) = \frac{8}{x^3} \quad x > 2$$

$$h(y) = 2y \quad 0 < y < 1$$

(i) What is the expected value of X?

(ii) What is variance of Y?

(iii) Define the correlation coefficient,  $\rho$ . How is it related to independence between two variables?

4. a) Calculate chain base index for the following data taking 1991 as base year.

Year	1991	1992	1993	1994	1995	1996
Price	40	50	52	56	60	68

b) i) A particular brand of sanitiser comes in three sizes: 25 ml, 40 ml, and 65 ml. 20% of all purchasers select a 25ml bottle, 50% select 40 ml bottle and the remaining select a 65 ml bottle. Let  $X_1$  and  $X_2$  be the bottle sizes selected by two independently selected customers. Determine the sampling distribution of  $\bar{X}$ . Calculate E ( $\bar{X}$ ) and compare it to  $\mu$ .

c) i) The amount of impurity in water supplied by municipality is a random variable with mean 4 grams and standard deviation 1.5 grams. If 50 batches of water are independently tested, what is the approximate probability that the sample average amount of impurity is between 3.2 grams and 4.2 grams? What assumption is used here?

(ii) If the sample size would have been 16 rather than 50, could the probability asked in part (i) be calculated from the information provided?

d) Show that the sample proportion  $X/n$  is an unbiased estimator of  $p$ , where  $X$  follows binomial distribution.

5. a) A publisher obtained a random sample of 23 books to determine their average cost. The cost of books is assumed to be normally distributed. If the mean cost of the sample of books was found to be Rs 23.56 and sample standard deviation was Rs 4.65, find

(i) 98% confidence interval for the cost of a book

(ii) How can the publishers make their result more reliable? Is there any loss associated with it?

(iii) What sample size would be necessary for the CI to have a width of at the most 10?

b) The following are the index numbers of wholesale prices of a certain commodity:

Year	2012	2013	2014	2015	2016	2017
Index. no	100	118	128	156	220	260

Shift the base to 2014 and obtain new index numbers.

c) i) A certain brand of battery is claimed to have an average lifetime of 750 hours. Since the price of these batteries is favourable, a customer decides to purchase it unless it can be shown that the true average lifetime of batteries is smaller than what is claimed. A random sample of 50 batteries was selected and the average lifetime was found to be 738.44 hours with standard deviation of 38.20 hours. What conclusion would be appropriate for a significance level of 5%? Find out the p-value of the test.

(ii) Assuming normality, calculate a 99% CI for population variance when the sample variance is 25.368 and the sample size is 22.

6. a) Consider the two types of cotton fabrics, one with a thick texture (I) and other with a thin texture (II). The difference in textures come from the thread count of each fabric. A sample of 10 pieces of each fabric were examined and it was found that Type I has an average thread count of 51.71 with standard deviation of 0.79. Whereas type II cotton had a sample average thread count of 136.14 and a standard deviation of 3.59. Construct a 95% confidence interval for the difference between true average thread counts for fabric I and II. Assume that thread count distributions for both types of fabric is normal. What conclusion can you draw from this interval?

b) From the data on vitamin D readings in serology tests in younger men it was found that Vitamin D distribution in younger men had a smaller variance than in older adults. For a sample of 28 young men sample standard deviation was 52.6 and for 26 older men standard deviation was 84.2. Does this data support the conclusion as applied to men?

c) Of  $n_1$  randomly selected male smokers,  $X_1$  smoked filter cigarettes, whereas of  $n_2$  randomly selected female smokers,  $X_2$  smoked filter cigarettes. Let  $p_1$  and  $p_2$  denote the probabilities that a randomly selected male and female, respectively, smoke filter cigarettes.

(i) Show that  $(X_1/n_1) - (X_2/n_2)$  is an unbiased estimator for  $p_1 - p_2$ .

(ii) If  $n_1 = n_2 = 200$ ,  $x_1 = 127$ , and  $x_2 = 176$ , use the estimator of part (i) to obtain an estimate of  $p_1 - p_2$ .

**Table A.1 Cumulative Binomial Probabilities**

$$B(x; n, p) = \sum_{y=0}^x b(y; n, p)$$

**a.  $n = 5$**

		<i>p</i>														
		0.01	0.05	0.10	0.20	0.25	0.30	0.40	0.50	0.60	0.70	0.75	0.80	0.90	0.95	0.99
<i>x</i>	0	.951	.774	.590	.328	.237	.168	.078	.031	.010	.002	.001	.000	.000	.000	.000
	1	.999	.977	.919	.737	.633	.528	.337	.188	.087	.031	.016	.007	.000	.000	.000
	2	1.000	.999	.991	.942	.896	.837	.683	.500	.317	.163	.104	.058	.009	.001	.000
	3	1.000	1.000	1.000	.993	.984	.969	.913	.812	.663	.472	.367	.263	.081	.023	.001
	4	1.000	1.000	1.000	1.000	.999	.998	.990	.969	.922	.832	.763	.672	.410	.226	.049

**b.  $n = 10$**

		<i>p</i>														
		0.01	0.05	0.10	0.20	0.25	0.30	0.40	0.50	0.60	0.70	0.75	0.80	0.90	0.95	0.99
<i>x</i>	0	.904	.599	.349	.107	.056	.028	.006	.001	.000	.000	.000	.000	.000	.000	.000
	1	.996	.914	.736	.376	.244	.149	.046	.011	.002	.000	.000	.000	.000	.000	.000
	2	1.000	.988	.930	.678	.526	.383	.167	.055	.012	.002	.000	.000	.000	.000	.000
	3	1.000	.999	.987	.879	.776	.650	.382	.172	.055	.011	.004	.001	.000	.000	.000
	4	1.000	1.000	.998	.967	.922	.850	.633	.377	.166	.047	.020	.006	.000	.000	.000
	5	1.000	1.000	1.000	.994	.980	.953	.834	.623	.367	.150	.078	.033	.002	.000	.000
	6	1.000	1.000	1.000	.999	.996	.989	.945	.828	.618	.350	.224	.121	.013	.001	.000
	7	1.000	1.000	1.000	1.000	1.000	.998	.988	.945	.833	.617	.474	.322	.070	.012	.000
	8	1.000	1.000	1.000	1.000	1.000	1.000	.998	.989	.954	.851	.756	.624	.264	.086	.004
	9	1.000	1.000	1.000	1.000	1.000	1.000	1.000	.999	.994	.972	.944	.893	.651	.401	.096

**c.  $n = 15$**

		<i>p</i>														
		0.01	0.05	0.10	0.20	0.25	0.30	0.40	0.50	0.60	0.70	0.75	0.80	0.90	0.95	0.99
<i>x</i>	0	.860	.463	.206	.035	.013	.005	.000	.000	.000	.000	.000	.000	.000	.000	.000
	1	.990	.829	.549	.167	.080	.035	.005	.000	.000	.000	.000	.000	.000	.000	.000
	2	1.000	.964	.816	.398	.236	.127	.027	.004	.000	.000	.000	.000	.000	.000	.000
	3	1.000	.995	.944	.648	.461	.297	.091	.018	.002	.000	.000	.000	.000	.000	.000
	4	1.000	.999	.987	.836	.686	.515	.217	.059	.009	.001	.000	.000	.000	.000	.000
	5	1.000	1.000	.998	.939	.852	.722	.403	.151	.034	.004	.001	.000	.000	.000	.000
	6	1.000	1.000	1.000	.982	.943	.869	.610	.304	.095	.015	.004	.001	.000	.000	.000
	7	1.000	1.000	1.000	.996	.983	.950	.787	.500	.213	.050	.017	.004	.000	.000	.000
	8	1.000	1.000	1.000	.999	.996	.985	.905	.696	.390	.131	.057	.018	.000	.000	.000
	9	1.000	1.000	1.000	1.000	.999	.996	.966	.849	.597	.278	.148	.061	.002	.000	.000
	10	1.000	1.000	1.000	1.000	1.000	.999	.991	.941	.783	.485	.314	.164	.013	.001	.000
	11	1.000	1.000	1.000	1.000	1.000	1.000	.998	.982	.909	.703	.539	.352	.056	.005	.000
	12	1.000	1.000	1.000	1.000	1.000	1.000	1.000	.996	.973	.873	.764	.602	.184	.036	.000
	13	1.000	1.000	1.000	1.000	1.000	1.000	1.000	1.000	.995	.965	.920	.833	.451	.171	.010
	14	1.000	1.000	1.000	1.000	1.000	1.000	1.000	1.000	1.000	.995	.987	.965	.794	.537	.140

(continued)

**Table A.1 Cumulative Binomial Probabilities (cont.)**

$$B(x; n, p) = \sum_{y=0}^x b(y; n, p)$$

**d.  $n = 20$**

		<i>p</i>														
		0.01	0.05	0.10	0.20	0.25	0.30	0.40	0.50	0.60	0.70	0.75	0.80	0.90	0.95	0.99
<i>x</i>	0	.818	.358	.122	.012	.003	.001	.000	.000	.000	.000	.000	.000	.000	.000	.000
	1	.983	.736	.392	.069	.024	.008	.001	.000	.000	.000	.000	.000	.000	.000	.000
	2	.999	.925	.677	.206	.091	.035	.004	.000	.000	.000	.000	.000	.000	.000	.000
	3	1.000	.984	.867	.411	.225	.107	.016	.001	.000	.000	.000	.000	.000	.000	.000
	4	1.000	.997	.957	.630	.415	.238	.051	.006	.000	.000	.000	.000	.000	.000	.000
	5	1.000	1.000	.989	.804	.617	.416	.126	.021	.002	.000	.000	.000	.000	.000	.000
	6	1.000	1.000	.998	.913	.786	.608	.250	.058	.006	.000	.000	.000	.000	.000	.000
	7	1.000	1.000	1.000	.968	.898	.772	.416	.132	.021	.001	.000	.000	.000	.000	.000
	8	1.000	1.000	1.000	.990	.959	.887	.596	.252	.057	.005	.001	.000	.000	.000	.000
	9	1.000	1.000	1.000	.997	.986	.952	.755	.412	.128	.017	.004	.001	.000	.000	.000
	10	1.000	1.000	1.000	.999	.996	.983	.872	.588	.245	.048	.014	.003	.000	.000	.000
	11	1.000	1.000	1.000	1.000	.999	.995	.943	.748	.404	.113	.041	.010	.000	.000	.000
	12	1.000	1.000	1.000	1.000	1.000	.999	.979	.868	.584	.228	.102	.032	.000	.000	.000
	13	1.000	1.000	1.000	1.000	1.000	1.000	.994	.942	.750	.392	.214	.087	.002	.000	.000
	14	1.000	1.000	1.000	1.000	1.000	1.000	.998	.979	.874	.584	.383	.196	.011	.000	.000
	15	1.000	1.000	1.000	1.000	1.000	1.000	1.000	.994	.949	.762	.585	.370	.043	.003	.000
	16	1.000	1.000	1.000	1.000	1.000	1.000	1.000	.999	.984	.893	.775	.589	.133	.016	.000
	17	1.000	1.000	1.000	1.000	1.000	1.000	1.000	1.000	.996	.965	.909	.794	.323	.075	.001
	18	1.000	1.000	1.000	1.000	1.000	1.000	1.000	1.000	.999	.992	.976	.931	.608	.264	.017
	19	1.000	1.000	1.000	1.000	1.000	1.000	1.000	1.000	1.000	.999	.997	.988	.878	.642	.182

(continued)

**Table A.1 Cumulative Binomial Probabilities (cont.)**

$$B(x; n, p) = \sum_{y=0}^x b(y; n, p)$$

e.  $n = 25$

		$p$														
		0.01	0.05	0.10	0.20	0.25	0.30	0.40	0.50	0.60	0.70	0.75	0.80	0.90	0.95	0.99
	0	.778	.277	.072	.004	.001	.000	.000	.000	.000	.000	.000	.000	.000	.000	.000
	1	.974	.642	.271	.027	.007	.002	.000	.000	.000	.000	.000	.000	.000	.000	.000
	2	.998	.873	.537	.098	.032	.009	.000	.000	.000	.000	.000	.000	.000	.000	.000
	3	1.000	.966	.764	.234	.096	.033	.002	.000	.000	.000	.000	.000	.000	.000	.000
	4	1.000	.993	.902	.421	.214	.090	.009	.000	.000	.000	.000	.000	.000	.000	.000
	5	1.000	.999	.967	.617	.378	.193	.029	.002	.000	.000	.000	.000	.000	.000	.000
	6	1.000	1.000	.991	.780	.561	.341	.074	.007	.000	.000	.000	.000	.000	.000	.000
	7	1.000	1.000	.998	.891	.727	.512	.154	.022	.001	.000	.000	.000	.000	.000	.000
	8	1.000	1.000	1.000	.953	.851	.677	.274	.054	.004	.000	.000	.000	.000	.000	.000
	9	1.000	1.000	1.000	.983	.929	.811	.425	.115	.013	.000	.000	.000	.000	.000	.000
	10	1.000	1.000	1.000	.994	.970	.902	.586	.212	.034	.002	.000	.000	.000	.000	.000
	11	1.000	1.000	1.000	.998	.980	.956	.732	.345	.078	.006	.001	.000	.000	.000	.000
x	12	1.000	1.000	1.000	1.000	.997	.983	.846	.500	.154	.017	.003	.000	.000	.000	.000
	13	1.000	1.000	1.000	1.000	.999	.994	.922	.655	.268	.044	.020	.002	.000	.000	.000
	14	1.000	1.000	1.000	1.000	1.000	.998	.966	.788	.414	.098	.030	.006	.000	.000	.000
	15	1.000	1.000	1.000	1.000	1.000	1.000	.987	.885	.575	.189	.071	.017	.000	.000	.000
	16	1.000	1.000	1.000	1.000	1.000	1.000	.996	.946	.726	.323	.149	.047	.000	.000	.000
	17	1.000	1.000	1.000	1.000	1.000	1.000	.999	.978	.846	.488	.273	.109	.002	.000	.000
	18	1.000	1.000	1.000	1.000	1.000	1.000	1.000	.993	.926	.659	.439	.220	.009	.000	.000
	19	1.000	1.000	1.000	1.000	1.000	1.000	1.000	.998	.971	.807	.622	.383	.033	.001	.000
	20	1.000	1.000	1.000	1.000	1.000	1.000	1.000	1.000	.991	.910	.786	.579	.098	.007	.000
	21	1.000	1.000	1.000	1.000	1.000	1.000	1.000	1.000	.998	.967	.904	.766	.236	.034	.000
	22	1.000	1.000	1.000	1.000	1.000	1.000	1.000	1.000	1.000	.991	.968	.902	.463	.127	.002
	23	1.000	1.000	1.000	1.000	1.000	1.000	1.000	1.000	1.000	.998	.993	.973	.729	.358	.026
	24	1.000	1.000	1.000	1.000	1.000	1.000	1.000	1.000	1.000	1.000	.999	.996	.928	.723	.222

**Table A.2 Cumulative Poisson Probabilities**

$$F(x; \mu) = \sum_{y=0}^x \frac{e^{-\mu} \mu^y}{y!}$$

		$\mu$									
		.1	.2	.3	.4	.5	.6	.7	.8	.9	1.0
	0	.905	.819	.741	.670	.607	.549	.497	.449	.407	.368
	1	.995	.982	.963	.938	.910	.878	.844	.809	.772	.736
	2	1.000	.999	.996	.992	.986	.977	.966	.953	.937	.920
x	3		1.000	1.000	.999	.998	.997	.994	.991	.987	.981
	4				1.000	1.000	1.000	.999	.999	.998	.996
	5							1.000	1.000	1.000	.999
	6										1.000

(continued)

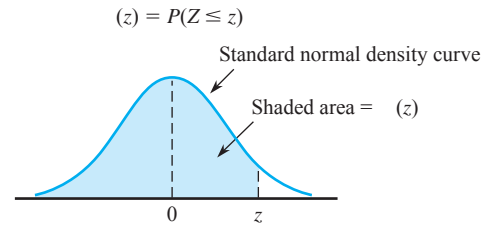


**Table A.2 Cumulative Poisson Probabilities (cont.)**

$$F(x; \mu) = \sum_{y=0}^x \frac{e^{-\mu} \mu^y}{y!}$$

	$\mu$										
	2.0	3.0	4.0	5.0	6.0	7.0	8.0	9.0	10.0	15.0	20.0
0	.135	.050	.018	.007	.002	.001	.000	.000	.000	.000	.000
1	.406	.199	.092	.040	.017	.007	.003	.001	.000	.000	.000
2	.677	.423	.238	.125	.062	.030	.014	.006	.003	.000	.000
3	.857	.647	.433	.265	.151	.082	.042	.021	.010	.000	.000
4	.947	.815	.629	.440	.285	.173	.100	.055	.029	.001	.000
5	.983	.916	.785	.616	.446	.301	.191	.116	.067	.003	.000
6	.995	.966	.889	.762	.606	.450	.313	.207	.130	.008	.000
7	.999	.988	.949	.867	.744	.599	.453	.324	.220	.018	.001
8	1.000	.996	.979	.932	.847	.729	.593	.456	.333	.037	.002
9		.999	.992	.968	.916	.830	.717	.587	.458	.070	.005
10		1.000	.997	.986	.957	.901	.816	.706	.583	.118	.011
11			.999	.995	.980	.947	.888	.803	.697	.185	.021
12			1.000	.998	.991	.973	.936	.876	.792	.268	.039
13				.999	.996	.987	.966	.926	.864	.363	.066
14				1.000	.999	.994	.983	.959	.917	.466	.105
15					.999	.998	.992	.978	.951	.568	.157
16					1.000	.999	.996	.989	.973	.664	.221
17						1.000	.998	.995	.986	.749	.297
18							.999	.998	.993	.819	.381
19							1.000	.999	.997	.875	.470
20								1.000	.998	.917	.559
21									.999	.947	.644
22									1.000	.967	.721
23										.981	.787
24										.989	.843
25										.994	.888
26										.997	.922
27										.998	.948
28										.999	.966
29										1.000	.978
30											.987
31											.992
32											.995
33											.997
34											.999
35											.999
36											1.000

**Table A.3 Standard Normal Curve Areas**



<i>z</i>	.00	.01	.02	.03	.04	.05	.06	.07	.08	.09
-3.4	.0003	.0003	.0003	.0003	.0003	.0003	.0003	.0003	.0003	.0003
-3.3	.0005	.0005	.0005	.0004	.0004	.0004	.0004	.0004	.0004	.0003
-3.2	.0007	.0007	.0006	.0006	.0006	.0006	.0006	.0005	.0005	.0005
-3.1	.0010	.0009	.0009	.0009	.0008	.0008	.0008	.0008	.0007	.0007
-3.0	.0013	.0013	.0013	.0012	.0012	.0011	.0011	.0011	.0010	.0010
-2.9	.0019	.0018	.0017	.0017	.0016	.0016	.0015	.0015	.0014	.0014
-2.8	.0026	.0025	.0024	.0023	.0023	.0022	.0021	.0021	.0020	.0019
-2.7	.0035	.0034	.0033	.0032	.0031	.0030	.0029	.0028	.0027	.0026
-2.6	.0047	.0045	.0044	.0043	.0041	.0040	.0039	.0038	.0037	.0036
-2.5	.0062	.0060	.0059	.0057	.0055	.0054	.0052	.0051	.0049	.0038
-2.4	.0082	.0080	.0078	.0075	.0073	.0071	.0069	.0068	.0066	.0064
-2.3	.0107	.0104	.0102	.0099	.0096	.0094	.0091	.0089	.0087	.0084
-2.2	.0139	.0136	.0132	.0129	.0125	.0122	.0119	.0116	.0113	.0110
-2.1	.0179	.0174	.0170	.0166	.0162	.0158	.0154	.0150	.0146	.0143
-2.0	.0228	.0222	.0217	.0212	.0207	.0202	.0197	.0192	.0188	.0183
-1.9	.0287	.0281	.0274	.0268	.0262	.0256	.0250	.0244	.0239	.0233
-1.8	.0359	.0352	.0344	.0336	.0329	.0322	.0314	.0307	.0301	.0294
-1.7	.0446	.0436	.0427	.0418	.0409	.0401	.0392	.0384	.0375	.0367
-1.6	.0548	.0537	.0526	.0516	.0505	.0495	.0485	.0475	.0465	.0455
-1.5	.0668	.0655	.0643	.0630	.0618	.0606	.0594	.0582	.0571	.0559
-1.4	.0808	.0793	.0778	.0764	.0749	.0735	.0722	.0708	.0694	.0681
-1.3	.0968	.0951	.0934	.0918	.0901	.0885	.0869	.0853	.0838	.0823
-1.2	.1151	.1131	.1112	.1093	.1075	.1056	.1038	.1020	.1003	.0985
-1.1	.1357	.1335	.1314	.1292	.1271	.1251	.1230	.1210	.1190	.1170
-1.0	.1587	.1562	.1539	.1515	.1492	.1469	.1446	.1423	.1401	.1379
-0.9	.1841	.1814	.1788	.1762	.1736	.1711	.1685	.1660	.1635	.1611
-0.8	.2119	.2090	.2061	.2033	.2005	.1977	.1949	.1922	.1894	.1867
-0.7	.2420	.2389	.2358	.2327	.2296	.2266	.2236	.2206	.2177	.2148
-0.6	.2743	.2709	.2676	.2643	.2611	.2578	.2546	.2514	.2483	.2451
-0.5	.3085	.3050	.3015	.2981	.2946	.2912	.2877	.2843	.2810	.2776
-0.4	.3446	.3409	.3372	.3336	.3300	.3264	.3228	.3192	.3156	.3121
-0.3	.3821	.3783	.3745	.3707	.3669	.3632	.3594	.3557	.3520	.3482
-0.2	.4207	.4168	.4129	.4090	.4052	.4013	.3974	.3936	.3897	.3859
-0.1	.4602	.4562	.4522	.4483	.4443	.4404	.4364	.4325	.4286	.4247
-0.0	.5000	.4960	.4920	.4880	.4840	.4801	.4761	.4721	.4681	.4641

(continued)

Table A.3 Standard Normal Curve Areas (cont.)

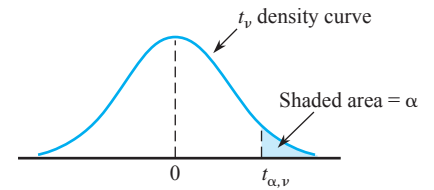
$$\Phi(z) = P(Z \leq z)$$

$z$	.00	.01	.02	.03	.04	.05	.06	.07	.08	.09
0.0	.5000	.5040	.5080	.5120	.5160	.5199	.5239	.5279	.5319	.5359
0.1	.5398	.5438	.5478	.5517	.5557	.5596	.5636	.5675	.5714	.5753
0.2	.5793	.5832	.5871	.5910	.5948	.5987	.6026	.6064	.6103	.6141
0.3	.6179	.6217	.6255	.6293	.6331	.6368	.6406	.6443	.6480	.6517
0.4	.6554	.6591	.6628	.6664	.6700	.6736	.6772	.6808	.6844	.6879
0.5	.6915	.6950	.6985	.7019	.7054	.7088	.7123	.7157	.7190	.7224
0.6	.7257	.7291	.7324	.7357	.7389	.7422	.7454	.7486	.7517	.7549
0.7	.7580	.7611	.7642	.7673	.7704	.7734	.7764	.7794	.7823	.7852
0.8	.7881	.7910	.7939	.7967	.7995	.8023	.8051	.8078	.8106	.8133
0.9	.8159	.8186	.8212	.8238	.8264	.8289	.8315	.8340	.8365	.8389
1.0	.8413	.8438	.8461	.8485	.8508	.8531	.8554	.8577	.8599	.8621
1.1	.8643	.8665	.8686	.8708	.8729	.8749	.8770	.8790	.8810	.8830
1.2	.8849	.8869	.8888	.8907	.8925	.8944	.8962	.8980	.8997	.9015
1.3	.9032	.9049	.9066	.9082	.9099	.9115	.9131	.9147	.9162	.9177
1.4	.9192	.9207	.9222	.9236	.9251	.9265	.9278	.9292	.9306	.9319
1.5	.9332	.9345	.9357	.9370	.9382	.9394	.9406	.9418	.9429	.9441
1.6	.9452	.9463	.9474	.9484	.9495	.9505	.9515	.9525	.9535	.9545
1.7	.9554	.9564	.9573	.9582	.9591	.9599	.9608	.9616	.9625	.9633
1.8	.9641	.9649	.9656	.9664	.9671	.9678	.9686	.9693	.9699	.9706
1.9	.9713	.9719	.9726	.9732	.9738	.9744	.9750	.9756	.9761	.9767
2.0	.9772	.9778	.9783	.9788	.9793	.9798	.9803	.9808	.9812	.9817
2.1	.9821	.9826	.9830	.9834	.9838	.9842	.9846	.9850	.9854	.9857
2.2	.9861	.9864	.9868	.9871	.9875	.9878	.9881	.9884	.9887	.9890
2.3	.9893	.9896	.9898	.9901	.9904	.9906	.9909	.9911	.9913	.9916
2.4	.9918	.9920	.9922	.9925	.9927	.9929	.9931	.9932	.9934	.9936
2.5	.9938	.9940	.9941	.9943	.9945	.9946	.9948	.9949	.9951	.9952
2.6	.9953	.9955	.9956	.9957	.9959	.9960	.9961	.9962	.9963	.9964
2.7	.9965	.9966	.9967	.9968	.9969	.9970	.9971	.9972	.9973	.9974
2.8	.9974	.9975	.9976	.9977	.9977	.9978	.9979	.9979	.9980	.9981
2.9	.9981	.9982	.9982	.9983	.9984	.9984	.9985	.9985	.9986	.9986
3.0	.9987	.9987	.9987	.9988	.9988	.9989	.9989	.9989	.9990	.9990
3.1	.9990	.9991	.9991	.9991	.9992	.9992	.9992	.9992	.9993	.9993
3.2	.9993	.9993	.9994	.9994	.9994	.9994	.9994	.9995	.9995	.9995
3.3	.9995	.9995	.9995	.9996	.9996	.9996	.9996	.9996	.9996	.9997
3.4	.9997	.9997	.9997	.9997	.9997	.9997	.9997	.9997	.9997	.9998

**Table A.4 The Incomplete Gamma Function**

$$F(x; \alpha) = \int_0^x \frac{1}{\Gamma(\alpha)} y^{\alpha-1} e^{-y} dy$$

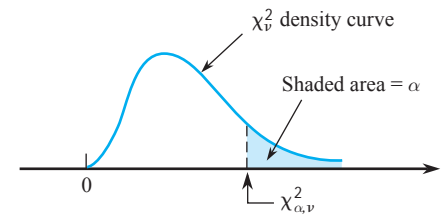
$x \backslash \alpha$	1	2	3	4	5	6	7	8	9	10
1	.632	.264	.080	.019	.004	.001	.000	.000	.000	.000
2	.865	.594	.323	.143	.053	.017	.005	.001	.000	.000
3	.950	.801	.577	.353	.185	.084	.034	.012	.004	.001
4	.982	.908	.762	.567	.371	.215	.111	.051	.021	.008
5	.993	.960	.875	.735	.560	.384	.238	.133	.068	.032
6	.998	.983	.938	.849	.715	.554	.394	.256	.153	.084
7	.999	.993	.970	.918	.827	.699	.550	.401	.271	.170
8	1.000	.997	.986	.958	.900	.809	.687	.547	.407	.283
9		.999	.994	.979	.945	.884	.793	.676	.544	.413
10		1.000	.997	.990	.971	.933	.870	.780	.667	.542
11			.999	.995	.985	.962	.921	.857	.768	.659
12			1.000	.998	.992	.980	.954	.911	.845	.758
13				.999	.996	.989	.974	.946	.900	.834
14				1.000	.998	.994	.986	.968	.938	.891
15					.999	.997	.992	.982	.963	.930

Table A.5 Critical Values for  $t$  Distributions

$\nu$	$\alpha$						
	.10	.05	.025	.01	.005	.001	.0005
1	3.078	6.314	12.706	31.821	63.657	318.31	636.62
2	1.886	2.920	4.303	6.965	9.925	22.326	31.598
3	1.638	2.353	3.182	4.541	5.841	10.213	12.924
4	1.533	2.132	2.776	3.747	4.604	7.173	8.610
5	1.476	2.015	2.571	3.365	4.032	5.893	6.869
6	1.440	1.943	2.447	3.143	3.707	5.208	5.959
7	1.415	1.895	2.365	2.998	3.499	4.785	5.408
8	1.397	1.860	2.306	2.896	3.355	4.501	5.041
9	1.383	1.833	2.262	2.821	3.250	4.297	4.781
10	1.372	1.812	2.228	2.764	3.169	4.144	4.587
11	1.363	1.796	2.201	2.718	3.106	4.025	4.437
12	1.356	1.782	2.179	2.681	3.055	3.930	4.318
13	1.350	1.771	2.160	2.650	3.012	3.852	4.221
14	1.345	1.761	2.145	2.624	2.977	3.787	4.140
15	1.341	1.753	2.131	2.602	2.947	3.733	4.073
16	1.337	1.746	2.120	2.583	2.921	3.686	4.015
17	1.333	1.740	2.110	2.567	2.898	3.646	3.965
18	1.330	1.734	2.101	2.552	2.878	3.610	3.922
19	1.328	1.729	2.093	2.539	2.861	3.579	3.883
20	1.325	1.725	2.086	2.528	2.845	3.552	3.850
21	1.323	1.721	2.080	2.518	2.831	3.527	3.819
22	1.321	1.717	2.074	2.508	2.819	3.505	3.792
23	1.319	1.714	2.069	2.500	2.807	3.485	3.767
24	1.318	1.711	2.064	2.492	2.797	3.467	3.745
25	1.316	1.708	2.060	2.485	2.787	3.450	3.725
26	1.315	1.706	2.056	2.479	2.779	3.435	3.707
27	1.314	1.703	2.052	2.473	2.771	3.421	3.690
28	1.313	1.701	2.048	2.467	2.763	3.408	3.674
29	1.311	1.699	2.045	2.462	2.756	3.396	3.659
30	1.310	1.697	2.042	2.457	2.750	3.385	3.646
32	1.309	1.694	2.037	2.449	2.738	3.365	3.622
34	1.307	1.691	2.032	2.441	2.728	3.348	3.601
36	1.306	1.688	2.028	2.434	2.719	3.333	3.582
38	1.304	1.686	2.024	2.429	2.712	3.319	3.566
40	1.303	1.684	2.021	2.423	2.704	3.307	3.551
50	1.299	1.676	2.009	2.403	2.678	3.262	3.496
60	1.296	1.671	2.000	2.390	2.660	3.232	3.460
120	1.289	1.658	1.980	2.358	2.617	3.160	3.373
	1.282	1.645	1.960	2.326	2.576	3.090	3.291



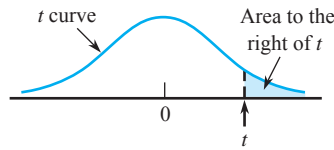
**Table A.7 Critical Values for Chi-Squared Distributions**



$\nu$	$\alpha$									
	.995	.99	.975	.95	.90	.10	.05	.025	.01	.005
1	0.000	0.000	0.001	0.004	0.016	2.706	3.843	5.025	6.637	7.882
2	0.010	0.020	0.051	0.103	0.211	4.605	5.992	7.378	9.210	10.597
3	0.072	0.115	0.216	0.352	0.584	6.251	7.815	9.348	11.344	12.837
4	0.207	0.297	0.484	0.711	1.064	7.779	9.488	11.143	13.277	14.860
5	0.412	0.554	0.831	1.145	1.610	9.236	11.070	12.832	15.085	16.748
6	0.676	0.872	1.237	1.635	2.204	10.645	12.592	14.440	16.812	18.548
7	0.989	1.239	1.690	2.167	2.833	12.017	14.067	16.012	18.474	20.276
8	1.344	1.646	2.180	2.733	3.490	13.362	15.507	17.534	20.090	21.954
9	1.735	2.088	2.700	3.325	4.168	14.684	16.919	19.022	21.665	23.587
10	2.156	2.558	3.247	3.940	4.865	15.987	18.307	20.483	23.209	25.188
11	2.603	3.053	3.816	4.575	5.578	17.275	19.675	21.920	24.724	26.755
12	3.074	3.571	4.404	5.226	6.304	18.549	21.026	23.337	26.217	28.300
13	3.565	4.107	5.009	5.892	7.041	19.812	22.362	24.735	27.687	29.817
14	4.075	4.660	5.629	6.571	7.790	21.064	23.685	26.119	29.141	31.319
15	4.600	5.229	6.262	7.261	8.547	22.307	24.996	27.488	30.577	32.799
16	5.142	5.812	6.908	7.962	9.312	23.542	26.296	28.845	32.000	34.267
17	5.697	6.407	7.564	8.682	10.085	24.769	27.587	30.190	33.408	35.716
18	6.265	7.015	8.231	9.390	10.865	25.989	28.869	31.526	34.805	37.156
19	6.843	7.632	8.906	10.117	11.651	27.203	30.143	32.852	36.190	38.580
20	7.434	8.260	9.591	10.851	12.443	28.412	31.410	34.170	37.566	39.997
21	8.033	8.897	10.283	11.591	13.240	29.615	32.670	35.478	38.930	41.399
22	8.643	9.542	10.982	12.338	14.042	30.813	33.924	36.781	40.289	42.796
23	9.260	10.195	11.688	13.090	14.848	32.007	35.172	38.075	41.637	44.179
24	9.886	10.856	12.401	13.848	15.659	33.196	36.415	39.364	42.980	45.558
25	10.519	11.523	13.120	14.611	16.473	34.381	37.652	40.646	44.313	46.925
26	11.160	12.198	13.844	15.379	17.292	35.563	38.885	41.923	45.642	48.290
27	11.807	12.878	14.573	16.151	18.114	36.741	40.113	43.194	46.962	49.642
28	12.461	13.565	15.308	16.928	18.939	37.916	41.337	44.461	48.278	50.993
29	13.120	14.256	16.147	17.708	19.768	39.087	42.557	45.772	49.586	52.333
30	13.787	14.954	16.971	18.493	20.599	40.256	43.773	46.979	50.892	53.672
31	14.457	15.655	17.538	19.280	21.433	41.422	44.985	48.231	52.190	55.000
32	15.134	16.362	18.291	20.072	22.271	42.585	46.194	49.480	53.486	56.328
33	15.814	17.073	19.046	20.866	23.110	43.745	47.400	50.724	54.774	57.646
34	16.501	17.789	19.806	21.664	23.952	44.903	48.602	51.966	56.061	58.964
35	17.191	18.508	20.569	22.465	24.796	46.059	49.802	53.203	57.340	60.272
36	17.887	19.233	21.336	23.269	25.643	47.212	50.998	54.437	58.619	61.581
37	18.584	19.960	22.105	24.075	26.492	48.363	52.192	55.667	59.891	62.880
38	19.289	20.691	22.878	24.884	27.343	49.513	53.384	56.896	61.162	64.181
39	19.994	21.425	23.654	25.695	28.196	50.660	54.572	58.119	62.426	65.473
40	20.706	22.164	24.433	26.509	29.050	51.805	55.758	59.342	63.691	66.766

For  $\nu > 40$ ,  $\chi^2_{\alpha, \nu} \approx \nu \left( 1 - \frac{2}{9\nu} + z_{\alpha} \sqrt{\frac{2}{9\nu}} \right)^3$

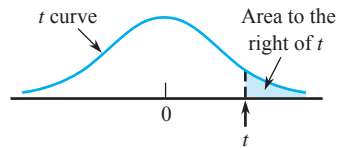
**Table A.8** *t* Curve Tail Areas



<i>t</i> \ <i>v</i>	1	2	3	4	5	6	7	8	9	10	11	12	13	14	15	16	17	18
<b>0.0</b>	.500	.500	.500	.500	.500	.500	.500	.500	.500	.500	.500	.500	.500	.500	.500	.500	.500	.500
<b>0.1</b>	.468	.465	.463	.463	.462	.462	.462	.461	.461	.461	.461	.461	.461	.461	.461	.461	.461	.461
<b>0.2</b>	.437	.430	.427	.426	.425	.424	.424	.423	.423	.423	.423	.422	.422	.422	.422	.422	.422	.422
<b>0.3</b>	.407	.396	.392	.390	.388	.387	.386	.386	.386	.385	.385	.385	.384	.384	.384	.384	.384	.384
<b>0.4</b>	.379	.364	.358	.355	.353	.352	.351	.350	.349	.349	.348	.348	.348	.347	.347	.347	.347	.347
<b>0.5</b>	.352	.333	.326	.322	.319	.317	.316	.315	.315	.314	.313	.313	.313	.312	.312	.312	.312	.312
<b>0.6</b>	.328	.305	.295	.290	.287	.285	.284	.283	.282	.281	.280	.280	.279	.279	.279	.278	.278	.278
<b>0.7</b>	.306	.278	.267	.261	.258	.255	.253	.252	.251	.250	.249	.249	.248	.247	.247	.247	.247	.246
<b>0.8</b>	.285	.254	.241	.234	.230	.227	.225	.223	.222	.221	.220	.220	.219	.218	.218	.218	.217	.217
<b>0.9</b>	.267	.232	.217	.210	.205	.201	.199	.197	.196	.195	.194	.193	.192	.191	.191	.191	.190	.190
<b>1.0</b>	.250	.211	.196	.187	.182	.178	.175	.173	.172	.170	.169	.169	.168	.167	.167	.166	.166	.165
<b>1.1</b>	.235	.193	.176	.167	.162	.157	.154	.152	.150	.149	.147	.146	.146	.144	.144	.144	.143	.143
<b>1.2</b>	.221	.177	.158	.148	.142	.138	.135	.132	.130	.129	.128	.127	.126	.124	.124	.124	.123	.123
<b>1.3</b>	.209	.162	.142	.132	.125	.121	.117	.115	.113	.111	.110	.109	.108	.107	.107	.106	.105	.105
<b>1.4</b>	.197	.148	.128	.117	.110	.106	.102	.100	.098	.096	.095	.093	.092	.091	.091	.090	.090	.089
<b>1.5</b>	.187	.136	.115	.104	.097	.092	.089	.086	.084	.082	.081	.080	.079	.077	.077	.077	.076	.075
<b>1.6</b>	.178	.125	.104	.092	.085	.080	.077	.074	.072	.070	.069	.068	.067	.065	.065	.065	.064	.064
<b>1.7</b>	.169	.116	.094	.082	.075	.070	.065	.064	.062	.060	.059	.057	.056	.055	.055	.054	.054	.053
<b>1.8</b>	.161	.107	.085	.073	.066	.061	.057	.055	.053	.051	.050	.049	.048	.046	.046	.045	.045	.044
<b>1.9</b>	.154	.099	.077	.065	.058	.053	.050	.047	.045	.043	.042	.041	.040	.038	.038	.038	.037	.037
<b>2.0</b>	.148	.092	.070	.058	.051	.046	.043	.040	.038	.037	.035	.034	.033	.032	.032	.031	.031	.030
<b>2.1</b>	.141	.085	.063	.052	.045	.040	.037	.034	.033	.031	.030	.029	.028	.027	.027	.026	.025	.025
<b>2.2</b>	.136	.079	.058	.046	.040	.035	.032	.029	.028	.026	.025	.024	.023	.022	.022	.021	.021	.021
<b>2.3</b>	.131	.074	.052	.041	.035	.031	.027	.025	.023	.022	.021	.020	.019	.018	.018	.018	.017	.017
<b>2.4</b>	.126	.069	.048	.037	.031	.027	.024	.022	.020	.019	.018	.017	.016	.015	.015	.014	.014	.014
<b>2.5</b>	.121	.065	.044	.033	.027	.023	.020	.018	.017	.016	.015	.014	.013	.012	.012	.012	.011	.011
<b>2.6</b>	.117	.061	.040	.030	.024	.020	.018	.016	.014	.013	.012	.012	.011	.010	.010	.010	.009	.009
<b>2.7</b>	.113	.057	.037	.027	.021	.018	.015	.014	.012	.011	.010	.010	.009	.008	.008	.008	.008	.007
<b>2.8</b>	.109	.054	.034	.024	.019	.016	.013	.012	.010	.009	.009	.008	.008	.007	.007	.006	.006	.006
<b>2.9</b>	.106	.051	.031	.022	.017	.014	.011	.010	.009	.008	.007	.007	.006	.005	.005	.005	.005	.005
<b>3.0</b>	.102	.048	.029	.020	.015	.012	.010	.009	.007	.007	.006	.006	.005	.004	.004	.004	.004	.004
<b>3.1</b>	.099	.045	.027	.018	.013	.011	.009	.007	.006	.006	.005	.005	.004	.004	.004	.003	.003	.003
<b>3.2</b>	.096	.043	.025	.016	.012	.009	.008	.006	.005	.005	.004	.004	.003	.003	.003	.003	.003	.002
<b>3.3</b>	.094	.040	.023	.015	.011	.008	.007	.005	.005	.004	.004	.003	.003	.002	.002	.002	.002	.002
<b>3.4</b>	.091	.038	.021	.014	.010	.007	.006	.005	.004	.003	.003	.003	.002	.002	.002	.002	.002	.002
<b>3.5</b>	.089	.036	.020	.012	.009	.006	.005	.004	.003	.003	.002	.002	.002	.002	.002	.001	.001	.001
<b>3.6</b>	.086	.035	.018	.011	.008	.006	.004	.004	.003	.002	.002	.002	.002	.001	.001	.001	.001	.001
<b>3.7</b>	.084	.033	.017	.010	.007	.005	.004	.003	.002	.002	.002	.002	.001	.001	.001	.001	.001	.001
<b>3.8</b>	.082	.031	.016	.010	.006	.004	.003	.003	.002	.002	.001	.001	.001	.001	.001	.001	.001	.001
<b>3.9</b>	.080	.030	.015	.009	.006	.004	.003	.002	.002	.001	.001	.001	.001	.001	.001	.001	.001	.001
<b>4.0</b>	.078	.029	.014	.008	.005	.004	.003	.002	.002	.001	.001	.001	.001	.001	.001	.001	.000	.000

(continued)



Table A.8 *t* Curve Tail Areas (cont.)

<i>t</i> \ <i>v</i>	19	20	21	22	23	24	25	26	27	28	29	30	35	40	60	120	$\infty (= z)$
0.0	.500	.500	.500	.500	.500	.500	.500	.500	.500	.500	.500	.500	.500	.500	.500	.500	.500
0.1	.461	.461	.461	.461	.461	.461	.461	.461	.461	.461	.461	.461	.460	.460	.460	.460	.460
0.2	.422	.422	.422	.422	.422	.422	.422	.422	.421	.421	.421	.421	.421	.421	.421	.421	.421
0.3	.384	.384	.384	.383	.383	.383	.383	.383	.383	.383	.383	.383	.383	.383	.383	.382	.382
0.4	.347	.347	.347	.347	.346	.346	.346	.346	.346	.346	.346	.346	.346	.346	.345	.345	.345
0.5	.311	.311	.311	.311	.311	.311	.311	.311	.311	.310	.310	.310	.310	.310	.309	.309	.309
0.6	.278	.278	.278	.277	.277	.277	.277	.277	.277	.277	.277	.277	.276	.276	.275	.275	.274
0.7	.246	.246	.246	.246	.245	.245	.245	.245	.245	.245	.245	.245	.244	.244	.243	.243	.242
0.8	.217	.217	.216	.216	.216	.216	.216	.215	.215	.215	.215	.215	.215	.214	.213	.213	.212
0.9	.190	.189	.189	.189	.189	.189	.188	.188	.188	.188	.188	.188	.187	.187	.186	.185	.184
1.0	.165	.165	.164	.164	.164	.164	.163	.163	.163	.163	.163	.163	.162	.162	.161	.160	.159
1.1	.143	.142	.142	.142	.141	.141	.141	.141	.141	.140	.140	.140	.139	.139	.138	.137	.136
1.2	.122	.122	.122	.121	.121	.121	.121	.120	.120	.120	.120	.120	.119	.119	.117	.116	.115
1.3	.105	.104	.104	.104	.103	.103	.103	.103	.102	.102	.102	.102	.101	.101	.099	.098	.097
1.4	.089	.089	.088	.088	.087	.087	.087	.087	.086	.086	.086	.086	.085	.085	.083	.082	.081
1.5	.075	.075	.074	.074	.074	.073	.073	.073	.073	.072	.072	.072	.071	.071	.069	.068	.067
1.6	.063	.063	.062	.062	.062	.061	.061	.061	.061	.060	.060	.060	.059	.059	.057	.056	.055
1.7	.053	.052	.052	.052	.051	.051	.051	.051	.050	.050	.050	.050	.049	.048	.047	.046	.045
1.8	.044	.043	.043	.043	.042	.042	.042	.042	.042	.041	.041	.041	.040	.040	.038	.037	.036
1.9	.036	.036	.036	.035	.035	.035	.035	.034	.034	.034	.034	.034	.033	.032	.031	.030	.029
2.0	.030	.030	.029	.029	.029	.028	.028	.028	.028	.028	.027	.027	.027	.026	.025	.024	.023
2.1	.025	.024	.024	.024	.023	.023	.023	.023	.023	.022	.022	.022	.022	.021	.020	.019	.018
2.2	.020	.020	.020	.019	.019	.019	.019	.018	.018	.018	.018	.018	.017	.017	.016	.015	.014
2.3	.016	.016	.016	.016	.015	.015	.015	.015	.015	.015	.014	.014	.014	.013	.012	.012	.011
2.4	.013	.013	.013	.013	.012	.012	.012	.012	.012	.012	.012	.011	.011	.011	.010	.009	.008
2.5	.011	.011	.010	.010	.010	.010	.010	.010	.009	.009	.009	.009	.009	.008	.008	.007	.006
2.6	.009	.009	.008	.008	.008	.008	.008	.008	.007	.007	.007	.007	.007	.007	.006	.005	.005
2.7	.007	.007	.007	.007	.006	.006	.006	.006	.006	.006	.006	.006	.005	.005	.004	.004	.003
2.8	.006	.006	.005	.005	.005	.005	.005	.005	.005	.005	.005	.004	.004	.004	.003	.003	.003
2.9	.005	.004	.004	.004	.004	.004	.004	.004	.004	.004	.004	.003	.003	.003	.003	.002	.002
3.0	.004	.004	.003	.003	.003	.003	.003	.003	.003	.003	.003	.003	.002	.002	.002	.002	.001
3.1	.003	.003	.003	.003	.003	.002	.002	.002	.002	.002	.002	.002	.002	.002	.001	.001	.001
3.2	.002	.002	.002	.002	.002	.002	.002	.002	.002	.002	.002	.002	.001	.001	.001	.001	.001
3.3	.002	.002	.002	.002	.002	.001	.001	.001	.001	.001	.001	.001	.001	.001	.001	.001	.000
3.4	.002	.001	.001	.001	.001	.001	.001	.001	.001	.001	.001	.001	.001	.001	.000	.000	.000
3.5	.001	.001	.001	.001	.001	.001	.001	.001	.001	.001	.001	.001	.001	.001	.000	.000	.000
3.6	.001	.001	.001	.001	.001	.001	.001	.001	.001	.001	.001	.001	.000	.000	.000	.000	.000
3.7	.001	.001	.001	.001	.001	.001	.001	.001	.000	.000	.000	.000	.000	.000	.000	.000	.000
3.8	.001	.001	.001	.000	.000	.000	.000	.000	.000	.000	.000	.000	.000	.000	.000	.000	.000
3.9	.000	.000	.000	.000	.000	.000	.000	.000	.000	.000	.000	.000	.000	.000	.000	.000	.000
4.0	.000	.000	.000	.000	.000	.000	.000	.000	.000	.000	.000	.000	.000	.000	.000	.000	.000

Table A.9 Critical Values for F Distributions

		$\nu_1 = \text{numerator df}$									
		1	2	3	4	5	6	7	8	9	
$\nu_2 = \text{denominator df}$	1	.100	39.86	49.50	53.59	55.83	57.24	58.20	58.91	59.44	59.86
		.050	161.45	199.50	215.71	224.58	230.16	233.99	236.77	238.88	240.54
		.010	4052.20	4999.50	5403.40	5624.60	5763.60	5859.00	5928.40	5981.10	6022.50
		.001	405,284	500,000	540,379	562,500	576,405	585,937	592,873	598,144	602,284
	2	.100	8.53	9.00	9.16	9.24	9.29	9.33	9.35	9.37	9.38
		.050	18.51	19.00	19.16	19.25	19.30	19.33	19.35	19.37	19.38
		.010	98.50	99.00	99.17	99.25	99.30	99.33	99.36	99.37	99.39
		.001	998.50	999.00	999.17	999.25	999.30	999.33	999.36	999.37	999.39
	3	.100	5.54	5.46	5.39	5.34	5.31	5.28	5.27	5.25	5.24
		.050	10.13	9.55	9.28	9.12	9.01	8.94	8.89	8.85	8.81
		.010	34.12	30.82	29.46	28.71	28.24	27.91	27.67	27.49	27.35
		.001	167.03	148.50	141.11	137.10	134.58	132.85	131.58	130.62	129.86
	4	.100	4.54	4.32	4.19	4.11	4.05	4.01	3.98	3.95	3.94
		.050	7.71	6.94	6.59	6.39	6.26	6.16	6.09	6.04	6.00
		.010	21.20	18.00	16.69	15.98	15.52	15.21	14.98	14.80	14.66
		.001	74.14	61.25	56.18	53.44	51.71	50.53	49.66	49.00	48.47
	5	.100	4.06	3.78	3.62	3.52	3.45	3.40	3.37	3.34	3.32
		.050	6.61	5.79	5.41	5.19	5.05	4.95	4.88	4.82	4.77
		.010	16.26	13.27	12.06	11.39	10.97	10.67	10.46	10.29	10.16
		.001	47.18	37.12	33.20	31.09	29.75	28.83	28.16	27.65	27.24
	6	.100	3.78	3.46	3.29	3.18	3.11	3.05	3.01	2.98	2.96
		.050	5.99	5.14	4.76	4.53	4.39	4.28	4.21	4.15	4.10
		.010	13.75	10.92	9.78	9.15	8.75	8.47	8.26	8.10	7.98
		.001	35.51	27.00	23.70	21.92	20.80	20.03	19.46	19.03	18.69
	7	.100	3.59	3.26	3.07	2.96	2.88	2.83	2.78	2.75	2.72
		.050	5.59	4.74	4.35	4.12	3.97	3.87	3.79	3.73	3.68
		.010	12.25	9.55	8.45	7.85	7.46	7.19	6.99	6.84	6.72
		.001	29.25	21.69	18.77	17.20	16.21	15.52	15.02	14.63	14.33
	8	.100	3.46	3.11	2.92	2.81	2.73	2.67	2.62	2.59	2.56
		.050	5.32	4.46	4.07	3.84	3.69	3.58	3.50	3.44	3.39
		.010	11.26	8.65	7.59	7.01	6.63	6.37	6.18	6.03	5.91
		.001	25.41	18.49	15.83	14.39	13.48	12.86	12.40	12.05	11.77
	9	.100	3.36	3.01	2.81	2.69	2.61	2.55	2.51	2.47	2.44
		.050	5.12	4.26	3.86	3.63	3.48	3.37	3.29	3.23	3.18
		.010	10.56	8.02	6.99	6.42	6.06	5.80	5.61	5.47	5.35
		.001	22.86	16.39	13.90	12.56	11.71	11.13	10.70	10.37	10.11
	10	.100	3.29	2.92	2.73	2.61	2.52	2.46	2.41	2.38	2.35
		.050	4.96	4.10	3.71	3.48	3.33	3.22	3.14	3.07	3.02
		.010	10.04	7.56	6.55	5.99	5.64	5.39	5.20	5.06	4.94
		.001	21.04	14.91	12.55	11.28	10.48	9.93	9.52	9.20	8.96
	11	.100	3.23	2.86	2.66	2.54	2.45	2.39	2.34	2.30	2.27
		.050	4.84	3.98	3.59	3.36	3.20	3.09	3.01	2.95	2.90
		.010	9.65	7.21	6.22	5.67	5.32	5.07	4.89	4.74	4.63
		.001	19.69	13.81	11.56	10.35	9.58	9.05	8.66	8.35	8.12
	12	.100	3.18	2.81	2.61	2.48	2.39	2.33	2.28	2.24	2.21
		.050	4.75	3.89	3.49	3.26	3.11	3.00	2.91	2.85	2.80
		.010	9.33	6.93	5.95	5.41	5.06	4.82	4.64	4.50	4.39
		.001	18.64	12.97	10.80	9.63	8.89	8.38	8.00	7.71	7.48

(continued)

Table A.9 Critical Values for F Distributions (cont.)

$\nu_1 = \text{numerator df}$										
10	12	15	20	25	30	40	50	60	120	1000
60.19	60.71	61.22	61.74	62.05	62.26	62.53	62.69	62.79	63.06	63.30
241.88	243.91	245.95	248.01	249.26	250.10	251.14	251.77	252.20	253.25	254.19
6055.80	6106.30	6157.30	6208.70	6239.80	6260.60	6286.80	6302.50	6313.00	6339.40	6362.70
605,621	610,668	615,764	620,908	624,017	626,099	628,712	630,285	631,337	633,972	636,301
9.39	9.41	9.42	9.44	9.45	9.46	9.47	9.47	9.47	9.48	9.49
19.40	19.41	19.43	19.45	19.46	19.46	19.47	19.48	19.48	19.49	19.49
99.40	99.42	99.43	99.45	99.46	99.47	99.47	99.48	99.48	99.49	99.50
999.40	999.42	999.43	999.45	999.46	999.47	999.47	999.48	999.48	999.49	999.50
5.23	5.22	5.20	5.18	5.17	5.17	5.16	5.15	5.15	5.14	5.13
8.79	8.74	8.70	8.66	8.63	8.62	8.59	8.58	8.57	8.55	8.53
27.23	27.05	26.87	26.69	26.58	26.50	26.41	26.35	26.32	26.22	26.14
129.25	128.32	127.37	126.42	125.84	125.45	124.96	124.66	124.47	123.97	123.53
3.92	3.90	3.87	3.84	3.83	3.82	3.80	3.80	3.79	3.78	3.76
5.96	5.91	5.86	5.80	5.77	5.75	5.72	5.70	5.69	5.66	5.63
14.55	14.37	14.20	14.02	13.91	13.84	13.75	13.69	13.65	13.56	13.47
48.05	47.41	46.76	46.10	45.70	45.43	45.09	44.88	44.75	44.40	44.09
3.30	3.27	3.24	3.21	3.19	3.17	3.16	3.15	3.14	3.12	3.11
4.74	4.68	4.62	4.56	4.52	4.50	4.46	4.44	4.43	4.40	4.37
10.05	9.89	9.72	9.55	9.45	9.38	9.29	9.24	9.20	9.11	9.03
26.92	26.42	25.91	25.39	25.08	24.87	24.60	24.44	24.33	24.06	23.82
2.94	2.90	2.87	2.84	2.81	2.80	2.78	2.77	2.76	2.74	2.72
4.06	4.00	3.94	3.87	3.83	3.81	3.77	3.75	3.74	3.70	3.67
7.87	7.72	7.56	7.40	7.30	7.23	7.14	7.09	7.06	6.97	6.89
18.41	17.99	17.56	17.12	16.85	16.67	16.44	16.31	16.21	15.98	15.77
2.70	2.67	2.63	2.59	2.57	2.56	2.54	2.52	2.51	2.49	2.47
3.64	3.57	3.51	3.44	3.40	3.38	3.34	3.32	3.30	3.27	3.23
6.62	6.47	6.31	6.16	6.06	5.99	5.91	5.86	5.82	5.74	5.66
14.08	13.71	13.32	12.93	12.69	12.53	12.33	12.20	12.12	11.91	11.72
2.54	2.50	2.46	2.42	2.40	2.38	2.36	2.35	2.34	2.32	2.30
3.35	3.28	3.22	3.15	3.11	3.08	3.04	3.02	3.01	2.97	2.93
5.81	5.67	5.52	5.36	5.26	5.20	5.12	5.07	5.03	4.95	4.87
11.54	11.19	10.84	10.48	10.26	10.11	9.92	9.80	9.73	9.53	9.36
2.42	2.38	2.34	2.30	2.27	2.25	2.23	2.22	2.21	2.18	2.16
3.14	3.07	3.01	2.94	2.89	2.86	2.83	2.80	2.79	2.75	2.71
5.26	5.11	4.96	4.81	4.71	4.65	4.57	4.52	4.48	4.40	4.32
9.89	9.57	9.24	8.90	8.69	8.55	8.37	8.26	8.19	8.00	7.84
2.32	2.28	2.24	2.20	2.17	2.16	2.13	2.12	2.11	2.08	2.06
2.98	2.91	2.85	2.77	2.73	2.70	2.66	2.64	2.62	2.58	2.54
4.85	4.71	4.56	4.41	4.31	4.25	4.17	4.12	4.08	4.00	3.92
8.75	8.45	8.13	7.80	7.60	7.47	7.30	7.19	7.12	6.94	6.78
2.25	2.21	2.17	2.12	2.10	2.08	2.05	2.04	2.03	2.00	1.98
2.85	2.79	2.72	2.65	2.60	2.57	2.53	2.51	2.49	2.45	2.41
4.54	4.40	4.25	4.10	4.01	3.94	3.86	3.81	3.78	3.69	3.61
7.92	7.63	7.32	7.01	6.81	6.68	6.52	6.42	6.35	6.18	6.02
2.19	2.15	2.10	2.06	2.03	2.01	1.99	1.97	1.96	1.93	1.91
2.75	2.69	2.62	2.54	2.50	2.47	2.43	2.40	2.38	2.34	2.30
4.30	4.16	4.01	3.86	3.76	3.70	3.62	3.57	3.54	3.45	3.37
7.29	7.00	6.71	6.40	6.22	6.09	5.93	5.83	5.76	5.59	5.44

(continued)

**Table A.9 Critical Values for F Distributions (cont.)**

		$\nu_1 = \text{numerator df}$									
		1	2	3	4	5	6	7	8	9	
$\nu_2 = \text{denominator df}$	$\alpha$										
	13	.100	3.14	2.76	2.56	2.43	2.35	2.28	2.23	2.20	2.16
		.050	4.67	3.81	3.41	3.18	3.03	2.92	2.83	2.77	2.71
		.010	9.07	6.70	5.74	5.21	4.86	4.62	4.44	4.30	4.19
		.001	17.82	12.31	10.21	9.07	8.35	7.86	7.49	7.21	6.98
	14	.100	3.10	2.73	2.52	2.39	2.31	2.24	2.19	2.15	2.12
		.050	4.60	3.74	3.34	3.11	2.96	2.85	2.76	2.70	2.65
		.010	8.86	6.51	5.56	5.04	4.69	4.46	4.28	4.14	4.03
		.001	17.14	11.78	9.73	8.62	7.92	7.44	7.08	6.80	6.58
	15	.100	3.07	2.70	2.49	2.36	2.27	2.21	2.16	2.12	2.09
		.050	4.54	3.68	3.29	3.06	2.90	2.79	2.71	2.64	2.59
		.010	8.68	6.36	5.42	4.89	4.56	4.32	4.14	4.00	3.89
		.001	16.59	11.34	9.34	8.25	7.57	7.09	6.74	6.47	6.26
	16	.100	3.05	2.67	2.46	2.33	2.24	2.18	2.13	2.09	2.06
		.050	4.49	3.63	3.24	3.01	2.85	2.74	2.66	2.59	2.54
		.010	8.53	6.23	5.29	4.77	4.44	4.20	4.03	3.89	3.78
		.001	16.12	10.97	9.01	7.94	7.27	6.80	6.46	6.19	5.98
	17	.100	3.03	2.64	2.44	2.31	2.22	2.15	2.10	2.06	2.03
		.050	4.45	3.59	3.20	2.96	2.81	2.70	2.61	2.55	2.49
		.010	8.40	6.11	5.19	4.67	4.34	4.10	3.93	3.79	3.68
		.001	15.72	10.66	8.73	7.68	7.02	6.56	6.22	5.96	5.75
	18	.100	3.01	2.62	2.42	2.29	2.20	2.13	2.08	2.04	2.00
		.050	4.41	3.55	3.16	2.93	2.77	2.66	2.58	2.51	2.46
		.010	8.29	6.01	5.09	4.58	4.25	4.01	3.84	3.71	3.60
.001		15.38	10.39	8.49	7.46	6.81	6.35	6.02	5.76	5.56	
19	.100	2.99	2.61	2.40	2.27	2.18	2.11	2.06	2.02	1.98	
	.050	4.38	3.52	3.13	2.90	2.74	2.63	2.54	2.48	2.42	
	.010	8.18	5.93	5.01	4.50	4.17	3.94	3.77	3.63	3.52	
	.001	15.08	10.16	8.28	7.27	6.62	6.18	5.85	5.59	5.39	
20	.100	2.97	2.59	2.38	2.25	2.16	2.09	2.04	2.00	1.96	
	.050	4.35	3.49	3.10	2.87	2.71	2.60	2.51	2.45	2.39	
	.010	8.10	5.85	4.94	4.43	4.10	3.87	3.70	3.56	3.46	
	.001	14.82	9.95	8.10	7.10	6.46	6.02	5.69	5.44	5.24	
21	.100	2.96	2.57	2.36	2.23	2.14	2.08	2.02	1.98	1.95	
	.050	4.32	3.47	3.07	2.84	2.68	2.57	2.49	2.42	2.37	
	.010	8.02	5.78	4.87	4.37	4.04	3.81	3.64	3.51	3.40	
	.001	14.59	9.77	7.94	6.95	6.32	5.88	5.56	5.31	5.11	
22	.100	2.95	2.56	2.35	2.22	2.13	2.06	2.01	1.97	1.93	
	.050	4.30	3.44	3.05	2.82	2.66	2.55	2.46	2.40	2.34	
	.010	7.95	5.72	4.82	4.31	3.99	3.76	3.59	3.45	3.35	
	.001	14.38	9.61	7.80	6.81	6.19	5.76	5.44	5.19	4.99	
23	.100	2.94	2.55	2.34	2.21	2.11	2.05	1.99	1.95	1.92	
	.050	4.28	3.42	3.03	2.80	2.64	2.53	2.44	2.37	2.32	
	.010	7.88	5.66	4.76	4.26	3.94	3.71	3.54	3.41	3.30	
	.001	14.20	9.47	7.67	6.70	6.08	5.65	5.33	5.09	4.89	
24	.100	2.93	2.54	2.33	2.19	2.10	2.04	1.98	1.94	1.91	
	.050	4.26	3.40	3.01	2.78	2.62	2.51	2.42	2.36	2.30	
	.010	7.82	5.61	4.72	4.22	3.90	3.67	3.50	3.36	3.26	
	.001	14.03	9.34	7.55	6.59	5.98	5.55	5.23	4.99	4.80	

(continued)

Table A.9 Critical Values for F Distributions (cont.)

$\nu_1 = \text{numerator df}$										
10	12	15	20	25	30	40	50	60	120	1000
2.14	2.10	2.05	2.01	1.98	1.96	1.93	1.92	1.90	1.88	1.85
2.67	2.60	2.53	2.46	2.41	2.38	2.34	2.31	2.30	2.25	2.21
4.10	3.96	3.82	3.66	3.57	3.51	3.43	3.38	3.34	3.25	3.18
6.80	6.52	6.23	5.93	5.75	5.63	5.47	5.37	5.30	5.14	4.99
2.10	2.05	2.01	1.96	1.93	1.91	1.89	1.87	1.86	1.83	1.80
2.60	2.53	2.46	2.39	2.34	2.31	2.27	2.24	2.22	2.18	2.14
3.94	3.80	3.66	3.51	3.41	3.35	3.27	3.22	3.18	3.09	3.02
6.40	6.13	5.85	5.56	5.38	5.25	5.10	5.00	4.94	4.77	4.62
2.06	2.02	1.97	1.92	1.89	1.87	1.85	1.83	1.82	1.79	1.76
2.54	2.48	2.40	2.33	2.28	2.25	2.20	2.18	2.16	2.11	2.07
3.80	3.67	3.52	3.37	3.28	3.21	3.13	3.08	3.05	2.96	2.88
6.08	5.81	5.54	5.25	5.07	4.95	4.80	4.70	4.64	4.47	4.33
2.03	1.99	1.94	1.89	1.86	1.84	1.81	1.79	1.78	1.75	1.72
2.49	2.42	2.35	2.28	2.23	2.19	2.15	2.12	2.11	2.06	2.02
3.69	3.55	3.41	3.26	3.16	3.10	3.02	2.97	2.93	2.84	2.76
5.81	5.55	5.27	4.99	4.82	4.70	4.54	4.45	4.39	4.23	4.08
2.00	1.96	1.91	1.86	1.83	1.81	1.78	1.76	1.75	1.72	1.69
2.45	2.38	2.31	2.23	2.18	2.15	2.10	2.08	2.06	2.01	1.97
3.59	3.46	3.31	3.16	3.07	3.00	2.92	2.87	2.83	2.75	2.66
5.58	5.32	5.05	4.78	4.60	4.48	4.33	4.24	4.18	4.02	3.87
1.98	1.93	1.89	1.84	1.80	1.78	1.75	1.74	1.72	1.69	1.66
2.41	2.34	2.27	2.19	2.14	2.11	2.06	2.04	2.02	1.97	1.92
3.51	3.37	3.23	3.08	2.98	2.92	2.84	2.78	2.75	2.66	2.58
5.39	5.13	4.87	4.59	4.42	4.30	4.15	4.06	4.00	3.84	3.69
1.96	1.91	1.86	1.81	1.78	1.76	1.73	1.71	1.70	1.67	1.64
2.38	2.31	2.23	2.16	2.11	2.07	2.03	2.00	1.98	1.93	1.88
3.43	3.30	3.15	3.00	2.91	2.84	2.76	2.71	2.67	2.58	2.50
5.22	4.97	4.70	4.43	4.26	4.14	3.99	3.90	3.84	3.68	3.53
1.94	1.89	1.84	1.79	1.76	1.74	1.71	1.69	1.68	1.64	1.61
2.35	2.28	2.20	2.12	2.07	2.04	1.99	1.97	1.95	1.90	1.85
3.37	3.23	3.09	2.94	2.84	2.78	2.69	2.64	2.61	2.52	2.43
5.08	4.82	4.56	4.29	4.12	4.00	3.86	3.77	3.70	3.54	3.40
1.92	1.87	1.83	1.78	1.74	1.72	1.69	1.67	1.66	1.62	1.59
2.32	2.25	2.18	2.10	2.05	2.01	1.96	1.94	1.92	1.87	1.82
3.31	3.17	3.03	2.88	2.79	2.72	2.64	2.58	2.55	2.46	2.37
4.95	4.70	4.44	4.17	4.00	3.88	3.74	3.64	3.58	3.42	3.28
1.90	1.86	1.81	1.76	1.73	1.70	1.67	1.65	1.64	1.60	1.57
2.30	2.23	2.15	2.07	2.02	1.98	1.94	1.91	1.89	1.84	1.79
3.26	3.12	2.98	2.83	2.73	2.67	2.58	2.53	2.50	2.40	2.32
4.83	4.58	4.33	4.06	3.89	3.78	3.63	3.54	3.48	3.32	3.17
1.89	1.84	1.80	1.74	1.71	1.69	1.66	1.64	1.62	1.59	1.55
2.27	2.20	2.13	2.05	2.00	1.96	1.91	1.88	1.86	1.81	1.76
3.21	3.07	2.93	2.78	2.69	2.62	2.54	2.48	2.45	2.35	2.27
4.73	4.48	4.23	3.96	3.79	3.68	3.53	3.44	3.38	3.22	3.08
1.88	1.83	1.78	1.73	1.70	1.67	1.64	1.62	1.61	1.57	1.54
2.25	2.18	2.11	2.03	1.97	1.94	1.89	1.86	1.84	1.79	1.74
3.17	3.03	2.89	2.74	2.64	2.58	2.49	2.44	2.40	2.31	2.22
4.64	4.39	4.14	3.87	3.71	3.59	3.45	3.36	3.29	3.14	2.99

(continued)

**Table A.9 Critical Values for F Distributions (cont.)**

		$\nu_1 = \text{numerator df}$									
		1	2	3	4	5	6	7	8	9	
$\nu_2 = \text{denominator df}$	$\alpha$										
	25	.100	2.92	2.53	2.32	2.18	2.09	2.02	1.97	1.93	1.89
		.050	4.24	3.39	2.99	2.76	2.60	2.49	2.40	2.34	2.28
		.010	7.77	5.57	4.68	4.18	3.85	3.63	3.46	3.32	3.22
		.001	13.88	9.22	7.45	6.49	5.89	5.46	5.15	4.91	4.71
	26	.100	2.91	2.52	2.31	2.17	2.08	2.01	1.96	1.92	1.88
		.050	4.23	3.37	2.98	2.74	2.59	2.47	2.39	2.32	2.27
		.010	7.72	5.53	4.64	4.14	3.82	3.59	3.42	3.29	3.18
		.001	13.74	9.12	7.36	6.41	5.80	5.38	5.07	4.83	4.64
	27	.100	2.90	2.51	2.30	2.17	2.07	2.00	1.95	1.91	1.87
		.050	4.21	3.35	2.96	2.73	2.57	2.46	2.37	2.31	2.25
		.010	7.68	5.49	4.60	4.11	3.78	3.56	3.39	3.26	3.15
		.001	13.61	9.02	7.27	6.33	5.73	5.31	5.00	4.76	4.57
	28	.100	2.89	2.50	2.29	2.16	2.06	2.00	1.94	1.90	1.87
		.050	4.20	3.34	2.95	2.71	2.56	2.45	2.36	2.29	2.24
		.010	7.64	5.45	4.57	4.07	3.75	3.53	3.36	3.23	3.12
		.001	13.50	8.93	7.19	6.25	5.66	5.24	4.93	4.69	4.50
	29	.100	2.89	2.50	2.28	2.15	2.06	1.99	1.93	1.89	1.86
		.050	4.18	3.33	2.93	2.70	2.55	2.43	2.35	2.28	2.22
		.010	7.60	5.42	4.54	4.04	3.73	3.50	3.33	3.20	3.09
.001		13.39	8.85	7.12	6.19	5.59	5.18	4.87	4.64	4.45	
30	.100	2.88	2.49	2.28	2.14	2.05	1.98	1.93	1.88	1.85	
	.050	4.17	3.32	2.92	2.69	2.53	2.42	2.33	2.27	2.21	
	.010	7.56	5.39	4.51	4.02	3.70	3.47	3.30	3.17	3.07	
	.001	13.29	8.77	7.05	6.12	5.53	5.12	4.82	4.58	4.39	
40	.100	2.84	2.44	2.23	2.09	2.00	1.93	1.87	1.83	1.79	
	.050	4.08	3.23	2.84	2.61	2.45	2.34	2.25	2.18	2.12	
	.010	7.31	5.18	4.31	3.83	3.51	3.29	3.12	2.99	2.89	
	.001	12.61	8.25	6.59	5.70	5.13	4.73	4.44	4.21	4.02	
50	.100	2.81	2.41	2.20	2.06	1.97	1.90	1.84	1.80	1.76	
	.050	4.03	3.18	2.79	2.56	2.40	2.29	2.20	2.13	2.07	
	.010	7.17	5.06	4.20	3.72	3.41	3.19	3.02	2.89	2.78	
	.001	12.22	7.96	6.34	5.46	4.90	4.51	4.22	4.00	3.82	
60	.100	2.79	2.39	2.18	2.04	1.95	1.87	1.82	1.77	1.74	
	.050	4.00	3.15	2.76	2.53	2.37	2.25	2.17	2.10	2.04	
	.010	7.08	4.98	4.13	3.65	3.34	3.12	2.95	2.82	2.72	
	.001	11.97	7.77	6.17	5.31	4.76	4.37	4.09	3.86	3.69	
100	.100	2.76	2.36	2.14	2.00	1.91	1.83	1.78	1.73	1.69	
	.050	3.94	3.09	2.70	2.46	2.31	2.19	2.10	2.03	1.97	
	.010	6.90	4.82	3.98	3.51	3.21	2.99	2.82	2.69	2.59	
	.001	11.50	7.41	5.86	5.02	4.48	4.11	3.83	3.61	3.44	
200	.100	2.73	2.33	2.11	1.97	1.88	1.80	1.75	1.70	1.66	
	.050	3.89	3.04	2.65	2.42	2.26	2.14	2.06	1.98	1.93	
	.010	6.76	4.71	3.88	3.41	3.11	2.89	2.73	2.60	2.50	
	.001	11.15	7.15	5.63	4.81	4.29	3.92	3.65	3.43	3.26	
1000	.100	2.71	2.31	2.09	1.95	1.85	1.78	1.72	1.68	1.64	
	.050	3.85	3.00	2.61	2.38	2.22	2.11	2.02	1.95	1.89	
	.010	6.66	4.63	3.80	3.34	3.04	2.82	2.66	2.53	2.43	
	.001	10.89	6.96	5.46	4.65	4.14	3.78	3.51	3.30	3.13	

(continued)

Table A.9 Critical Values for F Distributions (cont.)

$\nu_1 = \text{numerator df}$										
10	12	15	20	25	30	40	50	60	120	1000
1.87	1.82	1.77	1.72	1.68	1.66	1.63	1.61	1.59	1.56	1.52
2.24	2.16	2.09	2.01	1.96	1.92	1.87	1.84	1.82	1.77	1.72
3.13	2.99	2.85	2.70	2.60	2.54	2.45	2.40	2.36	2.27	2.18
4.56	4.31	4.06	3.79	3.63	3.52	3.37	3.28	3.22	3.06	2.91
1.86	1.81	1.76	1.71	1.67	1.65	1.61	1.59	1.58	1.54	1.51
2.22	2.15	2.07	1.99	1.94	1.90	1.85	1.82	1.80	1.75	1.70
3.09	2.96	2.81	2.66	2.57	2.50	2.42	2.36	2.33	2.23	2.14
4.48	4.24	3.99	3.72	3.56	3.44	3.30	3.21	3.15	2.99	2.84
1.85	1.80	1.75	1.70	1.66	1.64	1.60	1.58	1.57	1.53	1.50
2.20	2.13	2.06	1.97	1.92	1.88	1.84	1.81	1.79	1.73	1.68
3.06	2.93	2.78	2.63	2.54	2.47	2.38	2.33	2.29	2.20	2.11
4.41	4.17	3.92	3.66	3.49	3.38	3.23	3.14	3.08	2.92	2.78
1.84	1.79	1.74	1.69	1.65	1.63	1.59	1.57	1.56	1.52	1.48
2.19	2.12	2.04	1.96	1.91	1.87	1.82	1.79	1.77	1.71	1.66
3.03	2.90	2.75	2.60	2.51	2.44	2.35	2.30	2.26	2.17	2.08
4.35	4.11	3.86	3.60	3.43	3.32	3.18	3.09	3.02	2.86	2.72
1.83	1.78	1.73	1.68	1.64	1.62	1.58	1.56	1.55	1.51	1.47
2.18	2.10	2.03	1.94	1.89	1.85	1.81	1.77	1.75	1.70	1.65
3.00	2.87	2.73	2.57	2.48	2.41	2.33	2.27	2.23	2.14	2.05
4.29	4.05	3.80	3.54	3.38	3.27	3.12	3.03	2.97	2.81	2.66
1.82	1.77	1.72	1.67	1.63	1.61	1.57	1.55	1.54	1.50	1.46
2.16	2.09	2.01	1.93	1.88	1.84	1.79	1.76	1.74	1.68	1.63
2.98	2.84	2.70	2.55	2.45	2.39	2.30	2.25	2.21	2.11	2.02
4.24	4.00	3.75	3.49	3.33	3.22	3.07	2.98	2.92	2.76	2.61
1.76	1.71	1.66	1.61	1.57	1.54	1.51	1.48	1.47	1.42	1.38
2.08	2.00	1.92	1.84	1.78	1.74	1.69	1.66	1.64	1.58	1.52
2.80	2.66	2.52	2.37	2.27	2.20	2.11	2.06	2.02	1.92	1.82
3.87	3.64	3.40	3.14	2.98	2.87	2.73	2.64	2.57	2.41	2.25
1.73	1.68	1.63	1.57	1.53	1.50	1.46	1.44	1.42	1.38	1.33
2.03	1.95	1.87	1.78	1.73	1.69	1.63	1.60	1.58	1.51	1.45
2.70	2.56	2.42	2.27	2.17	2.10	2.01	1.95	1.91	1.80	1.70
3.67	3.44	3.20	2.95	2.79	2.68	2.53	2.44	2.38	2.21	2.05
1.71	1.66	1.60	1.54	1.50	1.48	1.44	1.41	1.40	1.35	1.30
1.99	1.92	1.84	1.75	1.69	1.65	1.59	1.56	1.53	1.47	1.40
2.63	2.50	2.35	2.20	2.10	2.03	1.94	1.88	1.84	1.73	1.62
3.54	3.32	3.08	2.83	2.67	2.55	2.41	2.32	2.25	2.08	1.92
1.66	1.61	1.56	1.49	1.45	1.42	1.38	1.35	1.34	1.28	1.22
1.93	1.85	1.77	1.68	1.62	1.57	1.52	1.48	1.45	1.38	1.30
2.50	2.37	2.22	2.07	1.97	1.89	1.80	1.74	1.69	1.57	1.45
3.30	3.07	2.84	2.59	2.43	2.32	2.17	2.08	2.01	1.83	1.64
1.63	1.58	1.52	1.46	1.41	1.38	1.34	1.31	1.29	1.23	1.16
1.88	1.80	1.72	1.62	1.56	1.52	1.46	1.41	1.39	1.30	1.21
2.41	2.27	2.13	1.97	1.87	1.79	1.69	1.63	1.58	1.45	1.30
3.12	2.90	2.67	2.42	2.26	2.15	2.00	1.90	1.83	1.64	1.43
1.61	1.55	1.49	1.43	1.38	1.35	1.30	1.27	1.25	1.18	1.08
1.84	1.76	1.68	1.58	1.52	1.47	1.41	1.36	1.33	1.24	1.11
2.34	2.20	2.06	1.90	1.79	1.72	1.61	1.54	1.50	1.35	1.16
2.99	2.77	2.54	2.30	2.14	2.02	1.87	1.77	1.69	1.49	1.22